




Kimberworth Community Primary School

Home Learning – Weekly Overview

Year Group	1	Week Commencing	20 th April 2020
------------	---	-----------------	-----------------------------

Home Learning	Where could you find this? Website and documents to support you.
<p>Reading Reading is one of the most important skills that children can practise and develop. Please share books with your child daily and encourage them to read to you.</p> <p>‘The more you read, the more you know, the more you know, the further you’ll go’ Dr Seuss</p> <p>In Year 1 we do lots of reading. We like to read poetry, fiction and non-fiction texts. Some of our favourite stories are:</p> <p>Beegu Harry and the Bucketful of Dinosaurs The Dog that Dug The Gruffalo The Smartest Giant in Town Hairy Maclary from Donaldsons Dairy.</p> <p>Ask your child to retell one of the stories to you.</p> <p>Other Reading Activities:</p> <ul style="list-style-type: none"> • Write a book review • Recommend a book to a family member or friend on Facetime • Predict what might happen next in the story • Answer questions about what you have read. 	<p><u>Amazon Audible books</u> This is a free resource with audible books for your child to listen to https://stories.audible.com/start-listen</p> <p>https://www.literacyshed.com/the-picture-book-shed.html</p>  <p>https://www.youtube.com/watch?v=l2ZmQEJOHCY</p>  <p>https://www.youtube.com/watch?v=lb0c-YnhCdQ</p>  <p>https://www.youtube.com/watch?v=D84WWxBhbn4</p> <p><u>Storytime with Nick</u> A new story will be added to the Ruth Miskin YouTube channel at 2pm on Monday, Wednesday and Friday each week. https://www.ruthmiskin.com/en/find-out-more/parents/</p> <p><u>Poetry Time films</u> Also on Ruth Miskin YouTube channel and PDF’s of the poems can be found on the Home Reading page of the website.</p>
Read, Write, Inc Phonics and Reading	https://www.ruthmiskin.com/en/find-out-more/parents/

To help children learning to read at home, Ruth Miskin are streaming phonics, reading and spelling lessons every weekday on their YouTube channel. The Speed Sound lessons are exactly the same format as we do at school so your child will be familiar with working in this way. Please watch if you can, this is a great daily resource.

To find out which Set to watch, ask your child whose Read, Write, Inc group they are in and then look at the chart I have made which is on the school website under Parents - Homelearning.

Read, Write, Inc e reading books at the correct level for your child are also available on Oxford Owl. Look at the chart again to find out which colour your child is on.

Register for free

<https://www.oxfordowl.co.uk/read-write-inc-home>

Writing

Children in Y1 learn to write in sentences using capital letters, full stops and conjunctions.

Conjunctions – and, so, but, because

- **Can you write a character description using full sentences?**
This might be a character from a book we have learnt in Year 1 already or a new book you have read at home. (like the one we did about 'Beegu' at school).

Handwriting

This week please practise correct formation of the 'around letters'

https://www.ruthmiskin.com/media/filer_public/37/e3/37e3d535-7c1f-46c7-8799-dba515e6ced4/handwriting_phrases_v2.pdf

c o a d g

q

Say the handwriting phrases which are on the Ruth Miskin website. Remember that we do cursive handwriting so we say 'up' as we flick up to the letter then we say the handwriting phrase.

Practise writing your full name correctly.

Spellings

We would like your child to continue to practise spelling the Year 1 Common Exception words which were in your original Homelearning pack.

This week, please revise all the words from Aut 1, Aut 2, Spring 1 and Spring 2.

(If this link doesn't work, paste into Google)

Practise reading and spelling the Y1 common exception words:

<https://www.twinkl.co.uk/resource/t-l-5155-new-year-1-common-exception-words>

Tricky word songs- YouTube

https://www.youtube.com/results?search_query=tricky+words

Maths

Counting everyday is invaluable. Continue to count forwards and backwards to 50 . (Can you go to 100?)
Practise counting in 2's, 5's and 10's.

Number Hunt. Explore the house and record the different numbers you can see.
Encourage the children to compare, sort or order the different numbers.

Fractions. We have been learning about fractions recently. We have learnt how to find and recognise half and a quarter of a shape or amount. You could practise finding fractions practically eg find half the pizza/ quarter of a sandwich

You will find all sorts of interactive maths games at:

<https://www.ictgames.com/mobilePage/index.html>

Try number activities E1 to E9 for Year 1.

/ half of your teddies/ a quarter of the spoons etc

Time Use the clock to keep you on track with your daily routine. Talk about what you do in the morning, afternoon, evening. Learn to tell the time and recognise o'clock and half past. Then try quarter past.